

# Eduqas GCSE German Resources Guide

This booklet provides an overview of the support, guidance, and resources available to those teaching the Eduqas GCSE German specification across our suite of websites.

## Subject webpage

The Eduqas GCSE German [subject webpage](#) on the Eduqas website is the starting place for anyone teaching the specification and contains a range of official documentation relating to the qualification including the specification, sample assessment materials and past papers.

## Portal

The [Eduqas Portal](#) is a secure area for centres to access resources. These include past papers and marking schemes (ahead of their publication on the public website), as well as access to CPD materials.

*For teachers to access Portal, they will need a username and password. This will be set up by their Examinations Officer.*

*Answers to frequently asked questions about Portal can be found [here](#).*

## Online Exam Review

The [Online Exam Review website](#) hosts marked examination exemplar in an interactive digital format.

## Educational Resources

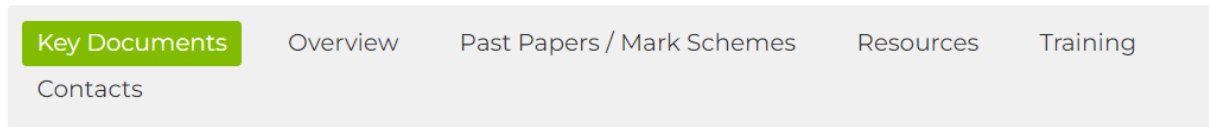
The [Educational Resources website](#) hosts free digital resources created by our dedicated team of subject experts and web developers to support the teaching and learning of Eduqas qualifications.

## Contents

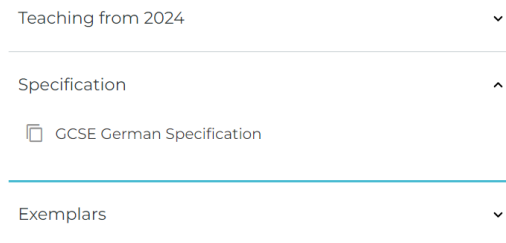
1.	<a href="#">Key Documents</a>
2.	<a href="#">Past Papers</a>
3.	<a href="#">Marking Schemes</a>
4.	<a href="#">Examiners' Reports</a>
5.	<a href="#">Online Exam Review (Marked Exemplar)</a>
6.	<a href="#">Newsletters</a>
7.	<a href="#">CPD Materials</a>
8.	<a href="#">Educational Resources</a>
9.	<a href="#">Grade Boundaries and Exam Results Analysis</a>
10.	<a href="#">Key Dates</a>
11.	<a href="#">Non-Examination Assessment</a>

# 1. Key Documents



A list of Key Documents is available on the [subject webpage](#) of the Eduqas website and can be accessed by selecting [Key Documents](#).



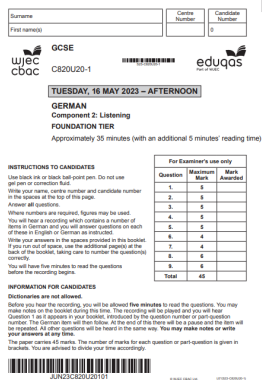
The documents are arranged in categories, and the documents in each category can be viewed by clicking the downward arrow alongside the category name.



Click on the images below for direct links to the documents you will need to get started teaching the qualification:



## 2. Past Papers



Question papers from past examination series are available for:

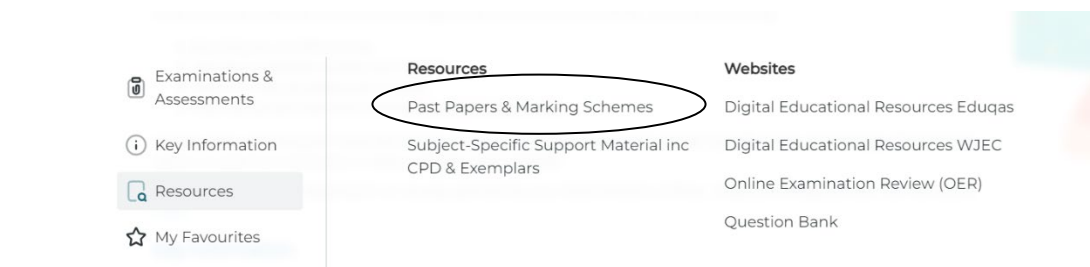
### GCSE:

- Component 1 – Speaking
- Component 2 - Listening
- Component 3 – Reading
- Component 4 - Writing

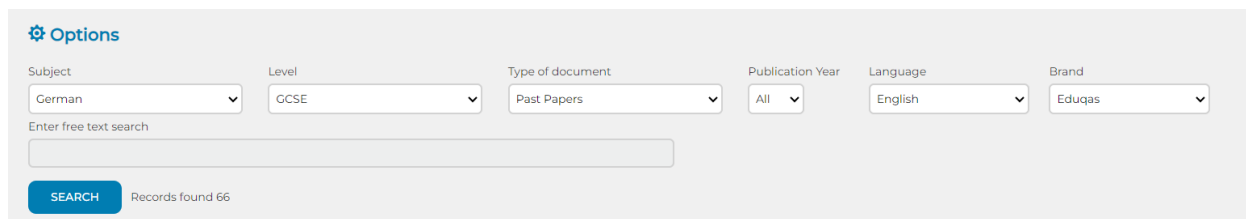
### Past papers on Portal (shortly after end of exam series)

Past papers are published initially on [Portal](#) shortly after the end of the examination series.

To locate the past papers, select 'Past Papers & Marking Schemes' from the 'Resources' menu on the left of the screen:



Then use the dropdown menus to choose the papers that you are looking for:

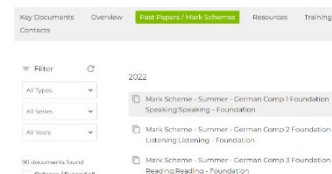


### Past papers on public website (around twelve months after Results Day)


Past papers are published on the public website approximately twelve months after results for a series have been issued:

Series	Past Papers on public website
June series	1 <sup>st</sup> -31 <sup>st</sup> July (of the following year)

They can be accessed on the [subject webpage](#) under the [Past Papers](#) tab.



### 3. Marking Schemes

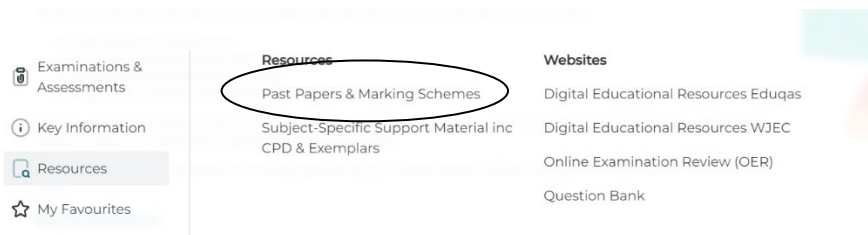


**Marking schemes** are available to accompany question papers from past examination series, providing instructions on how to apply the marking criteria, examples of indicative content, and assessment grids articulating the banded descriptors for different levels of responses.

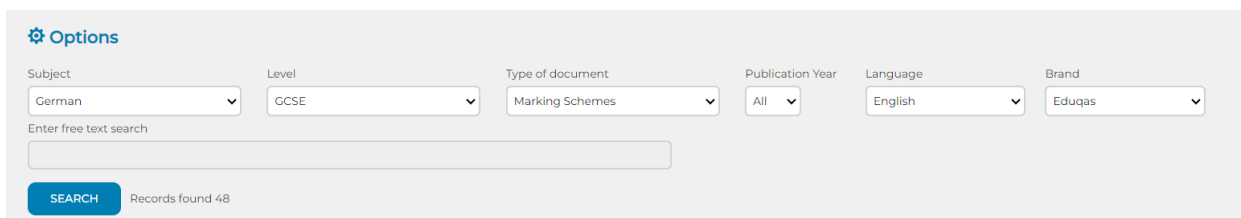
#### Marking schemes on Portal (from Results Day)

Marking schemes are published initially on [Portal](#) on Results Day for the examination series.

To locate the marking schemes, select 'Past Papers & Marking Schemes' from the 'Resources' menu on the left of the screen:



Then use the dropdown menus to choose the marking schemes that you are looking for:

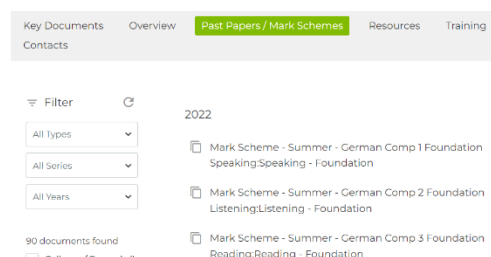


#### Marking schemes on public website (from twelve months after Results Day)


Marking schemes are published on the public website approximately twelve months after results for a series have been issued:

Series	Marking schemes on public website
June series	1 <sup>st</sup> -31 <sup>st</sup> July (of the following year)

They can be accessed on the [subject webpage](#) under the [Past Papers](#) tab.



## 4. Examiners' Reports



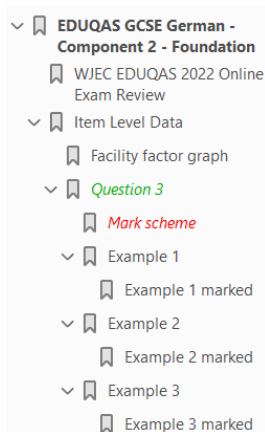
The Principal Examiners' reports provide helpful observations and commentary on candidates' performance across the examined series.

They are published on Results day for each series and are available on the [subject webpage](#) under [Key Documents](#).

## 5. Online Exam Review (Marked Exemplar)





A set of [Online Exam Review](#) material for each exam component is published providing a number of clean and marked exemplars of candidate responses to key questions from previous examinations. These allow students to review others' responses and discuss ways in which they may be improved, thus developing their own skills.



Exemplar materials, including for 2023, can also be accessed on our website under [Key Documents > Exemplars](#).

Exemplars

-  2023 Eduqas GCSE German Exemplar
-  2019 Eduqas GCSE German Exemplar

***If you are accessing the OER document in a web browser and are only able to see a single page, please download the document and re-open it in Adobe Reader to fully access the material.***

## 6. Newsletters



### January Newsletter 2024

#### GCSE and GCE French, German and Spanish

Happy New Year to everyone! We hope that you have been able to enjoy a restful Christmas break and had a chance to recharge the batteries for the Spring term. There are a lot of things going on so please take time to read through the newsletter as it contains useful and important information for the new term.

#### Component 1 Speaking

##### Speaking window dates for 2024

The period of the speaking window for both GCE and GCSE will be **8<sup>th</sup> April - 10<sup>th</sup> May 2024**. Please note that these dates will always include the Easter break.

##### Important reminder for speaking assessments: MFL centre forms and allocation of Set Lists

Whether you are a teacher examiner or have a visiting examiner to conduct the speaking assessments, please remember to complete all paperwork for upload to the Surpass system:

- for **GCSE**: the [MFL Centre Form](#) and the Allocation of Set List
- for **ASIA level**: the [MFL Centre Form](#)

The paperwork covers authentication of candidate's work, GDPR requirements, a record of any candidate extra-time (officially granted) and allows examiners to check which examining materials were issued and used for each candidate. This information is vital for the smooth running and marking of the speaking assessment.

#### Useful Guidance for Teachers

Here are the links to the documents providing speaking guidance for:

[GCSE Component 1 Teacher Guidance](#)

[Teacher Examiner Guidance AS Component 1](#)

Click the [Subscribe for updates](#) button on the right-hand side of the [subject webpage](#) to sign up for email updates about the qualification, including the termly subject-specific newsletters published each September, January and April.

Get the latest subject updates

+ Subscribe for updates

Past newsletters are also available from the [subject webpage](#) under [Key Documents](#).

## 7. CPD Materials

### Annual CPD programme

Eduqas offers an annual programme of CPD training events, featuring face-to-face and/or online sessions designed for practitioners to get all the latest feedback on assessments, an insight into our teaching resources, and a range of practical tips and strategies for the classroom.

Details of forthcoming sessions are listed on the [subject webpage](#) under [Training > Upcoming Courses](#).

Key Documents

Overview

Past Papers / Mark Schemes

Resources

Training

Contacts

Upcoming Courses

On Demand Courses

Materials from previous events

## Materials from past CPD events



Materials from CPD training events held in previous years are available on [Portal](#).

These can be accessed by selecting Resources and Subject Specific Materials including CPD.



The focus of each year's provision is outlined below:

<b>Autumn 2023</b>	<b>Assessment &gt; classroom practice</b> - review of the 2023 summer assessment series. Includes overviews of Component 1 (speaking) and Component 4 (writing), with the Principal Examiner's observations and examples of candidates' performance.
<b>Autumn 2022</b>	<b>Assessment &gt; classroom practice</b> – review of the 2022 summer assessment series, exploration examples of marked candidate responses and consideration of how feedback on assessments can inform teaching and learning.
<b>Autumn 2021</b>	<b>Assessment &gt; classroom practice</b> - Developing listening and reading resilience for GCSE MFL.
<b>Autumn 2020</b>	<b>Assessment &gt; classroom practice</b> – Developing listening and reading resilience for GCSE MFL.
<b>Autumn 2019</b>	<b>Assessment &gt; classroom practice</b> – review of the 2019 summer series; focusing on Unit 1 Speaking and Unit 4 Writing.
<b>Autumn 2018</b>	<b>Assessment &gt; classroom practice</b> – review of the 2018 summer assessment series, exploration examples of marked candidate responses and consideration of how feedback on assessments can inform teaching and learning.

## Pre-recorded courses

Pre-recorded courses are available on the [subject webpage](#) under [Training > On-Demand Courses](#).





### Mark Like an Examiner

Our ['Mark Like an Examiner'](#) session aims to equip teachers to apply the mark scheme correctly and fairly. It can also be used to develop candidates' understanding of the mark scheme.

## 8. Educational Resources

A wide range of free digital resources have been developed to support the teaching and learning of WJEC GCSE German and these are available from our [Educational Resources](#) website.

The full range of resources can be accessed [here](#), and a selection of the resources are outlined below.

### GCSE German – Teaching and Learning Resources



[Resources](#) to support the teaching and learning of GCSE German.

### GCSE Theme 1 – Identity and Culture



[Theme 1 resources](#), including interactive listening, reading and translation activities that can be used to support teaching and learning as a whole class or independently.

### GCSE Theme 2 – Local, National, International and Global Areas of Interest



[Theme 2 resources](#), including interactive listening, reading and translation activities that can be used to support teaching and learning as a whole class or independently.

### GCSE Theme 3 – Current and Future Study and Employment



This [Theme 3 resource](#) offers interactive listening, reading and translation activities that can be used to support teaching and learning as a whole class or independently.



## Exam Walk Through – GCSE German



Aimed at learners, this [Exam Walk Through](#) resource offers practical hints and tips on how to effectively approach questions in the examination paper. Using questions from past exam papers, the PPT with audio help and audio script in the notes will walk you through a mock examination paper, helping you revise and practice useful exam techniques.

## GCSE German Knowledge Organisers



A bank of sample [knowledge organisers](#) covering each of the subthemes in GCSE German. These could be used for revision or as a starting point for creating your own knowledge organisers.

## Language Tools

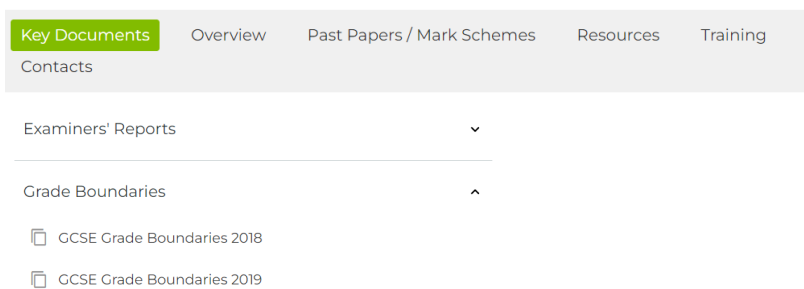


This is a bank of [tools](#) that allow teachers to use their own piece of text to generate a range of language-based activities.

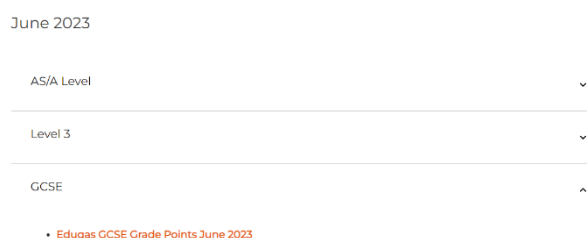
# 8. Grade Boundaries and Exam Results Analysis

## Grade boundaries

Grade boundaries from some past examination series are available under [Key Documents](#) on the [subject webpage](#).

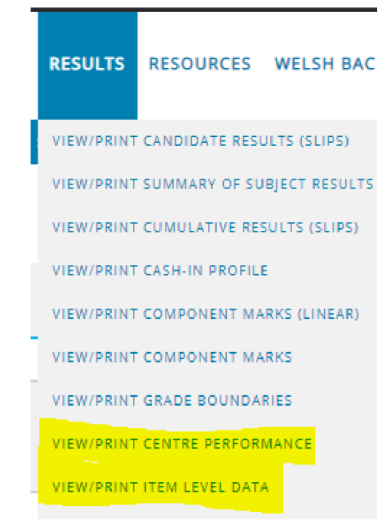


Further grade boundary information can be found on the [Results, Grade Boundaries and PRS](#) page of the Eduqas website. Select the information you require from the dropdown:



## Exam Results Analysis

### Exam Results Analysis



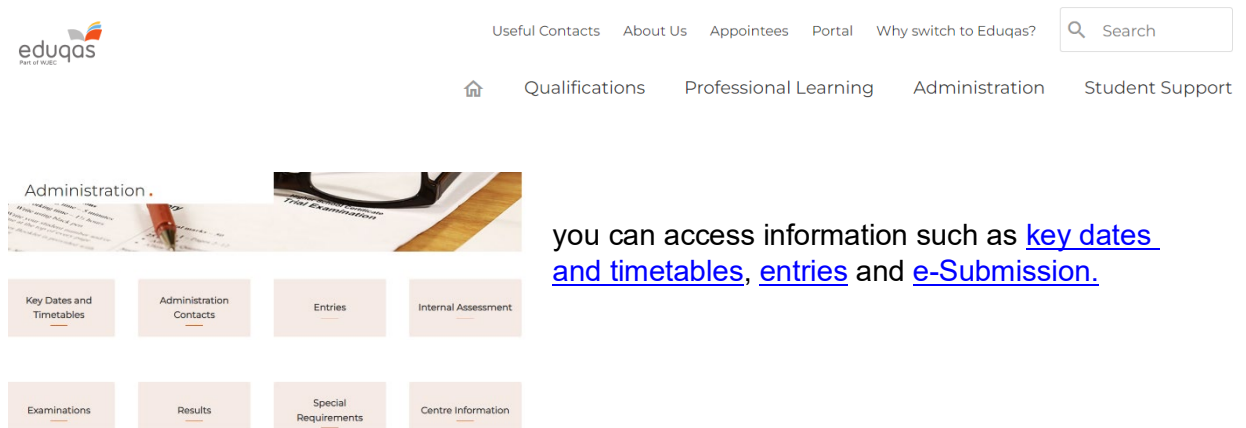
Exam Results Analysis can be used by teachers to:

- Evaluate their own performance against specification norms.
- Identify strengths and weaknesses for a candidate cohort and suggest areas of improvement.
- Assist individual candidates in improving their own performance.

It can be accessed on [Portal](#), and allows you to compare your students' performance on each question with that of the candidature overall, letting you see where they have done well and where there might be room for improvement. To do this, under the 'Results' tab, click on 'View/Print Item Level Data' or 'View/Print Centre Performance' for comparable data.

## 9. Key Dates

By selecting the [Administration](#) tab on the top right of the [subject webpage](#),

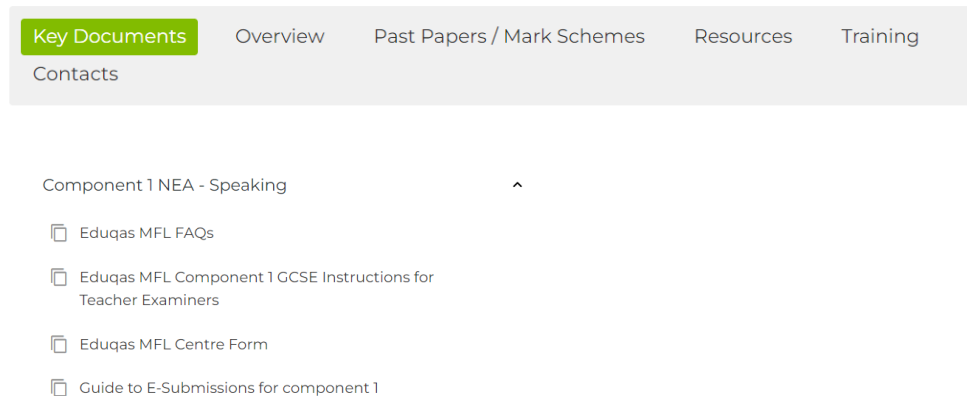


you can access information such as [key dates and timetables](#), [entries](#) and [e-Submission](#).

## 10. Component 1 – Non-Examination Assessment (NEA)

### Non-Examination Assessment Guidance Documents

A number of documents to aid centres in administering the Component 1 NEA assessment are available on the [subject webpage](#) under [Key Documents](#).



Direct links to important documents:

- **Component 1 Non-Exam Assessment FAQs**– [GCSE Eduqas FAQs sheet](#)
- **Component 1 Non-Exam Assessment Mark sheet** – [GCSE speaking Component 1 mark sheet](#)
- **Component 1 Non-Exam Assessment** – [MFL Centre Form](#)

## Contact us

✉ [languages@eduqas.co.uk](mailto:languages@eduqas.co.uk)

Our subject team is happy to help you with all your queries related to the teaching and learning of Eduqas GCSE German. Our Subject Officers are experienced teachers and are here to support you with delivering our qualifications.